

PARENTS AS TEACHERS (PAT) COLORADO STATEWIDE SNAPSHOT 2021-2022

INTRODUCTION

Each year, Parent Possible conducts an evaluation of the Parents as Teachers (PAT) program in Colorado. Evaluation tools for the 2021-2022 year included a parent survey, an assessment of parent-child interactions, and a child assessment of school readiness. Survey data were analyzed to describe families served by PAT, gauge their satisfaction with the program, and examine changes in parenting practices and confidence. Despite continued challenges due to Covid, Parent Educators were able to assess the quality of parent-child interactions and children's school readiness with many families. Some program sites and families remained entirely virtual, however, and assessments could not be completed in these cases. For details on the measures and statistical tests conducted, please reach out to Parent Possible.

All families included in this report received services in 2021-2022. The demographics section includes information from these families, though there is missing data on some items. The parent survey results include information from guardians who completed an assessment in the spring of 2022. The survey demographics page reflects the self-reported data of guardians who completed those questions on the survey and does not necessarily represent the characteristics of all families served. Exact sample sizes (n) are reported in each respective section of the report and represent the maximum; individual items may have smaller sample sizes due to missing data.

Throughout the program year, PAT sites served 1,429 families and 1,721 children across the state. 679 participants completed a survey, 536 guardians completed a pre- and post-parent-child observation, and 174 children completed a pre- and post-Bracken School Readiness Assessment.

SUMMARY OF FINDINGS

PARENT SURVEY

99% of survey respondents would recommend this program to a friend.

Overall, at least 95% or more of participants agreed or strongly agreed with 14 of 17 statements about program quality and satisfaction.

Parents and guardians report PAT changes the way they support their child(ren) and themselves. Participation in PAT:

- Increases understanding of their child's development,
- Increases knowledge of positive parenting practices, and
- Motivates guardians to try new parenting strategies.

In addition, survey respondents report:

- A strengthened relationship with their child,
- Being better able to handle stress, and
- Support from their Parent Educator around goals they set for their family.

PARENT-CHILD INTERACTIONS

At the post assessment, 95% of guardians exhibited average or above-average developmentally-appropriate behavior with their children overall. From pre to post, guardians demonstrated statistically significant growth in the total PICCOLO score and three of four subscales: responsiveness, encouragement, and teaching.

SCHOOL READINESS

From pre to post, children demonstrated statistically significant increases in raw scores, total percent mastery, and percentile rank scores. Subtest mastery increased significantly in all five areas: colors, letters, numbers/counting, size comparisons, and shapes.



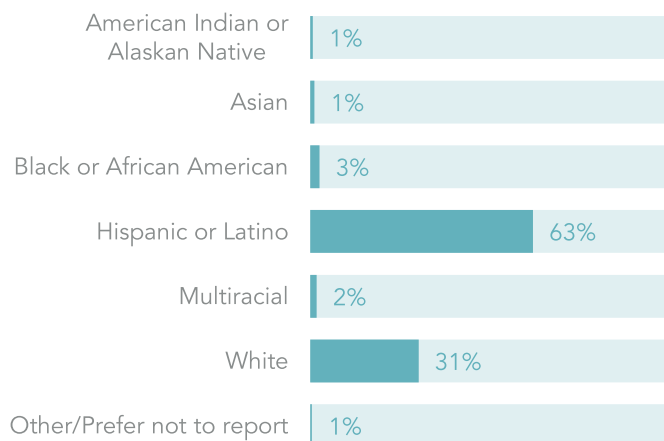
STRONGER FAMILIES, TODAY & TOMORROW.

Number of Families Served: **1,429**

Number of Children Served: **1,721**

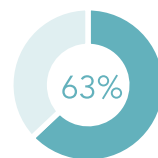
Number of Home Visits Completed: **15,897**

GUARDIAN RACE AND ETHNICITY



Totals for American Indian or Alaskan Native, Asian, Black or African American, Multiracial, White, and Other/Prefer not to report exclude Hispanic people.

GUARDIAN ETHNICITY

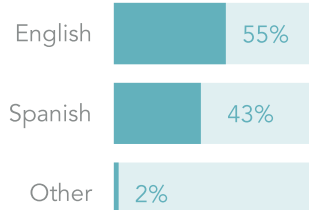


Hispanic/Latino

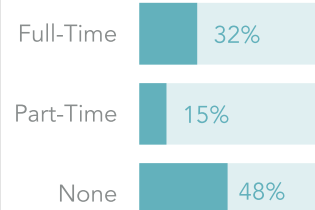
GUARDIAN GENDER



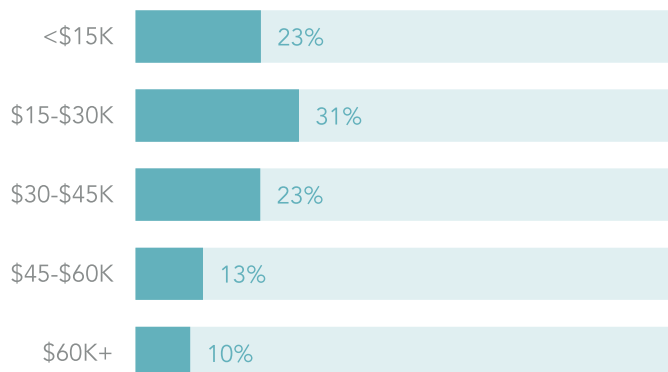
PRIMARY LANGUAGE



EMPLOYMENT STATUS



HOUSEHOLD INCOME



2022 Federal Poverty Guideline for a family of four:

\$27,750

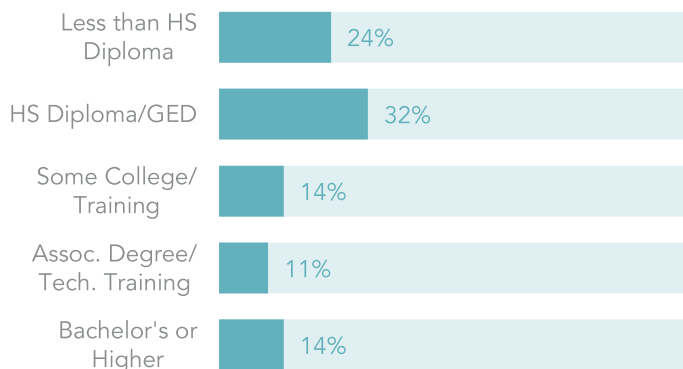
Households served that are at or below 100% of the Federal Poverty Guideline:

46%

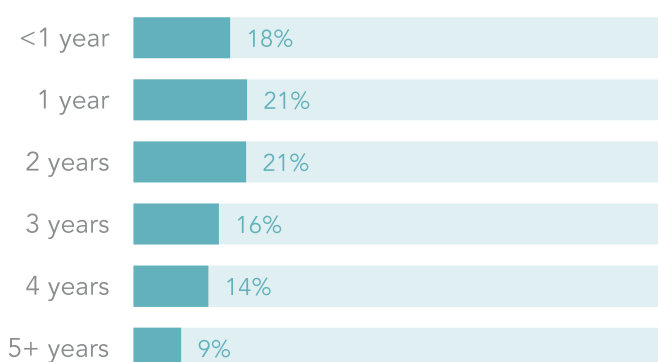
Households served that are at or below 200% of the Federal Poverty Guideline:

84%

GUARDIAN EDUCATION LEVEL



AGES OF CHILDREN SERVED



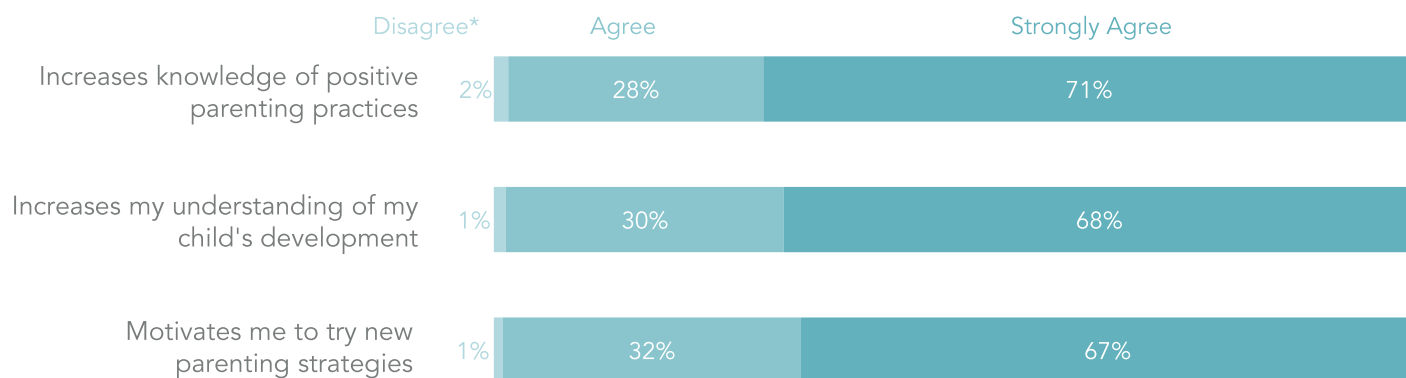
Note: Chart totals may not equal 100% due to missing or unknown data.

PARENT SURVEY

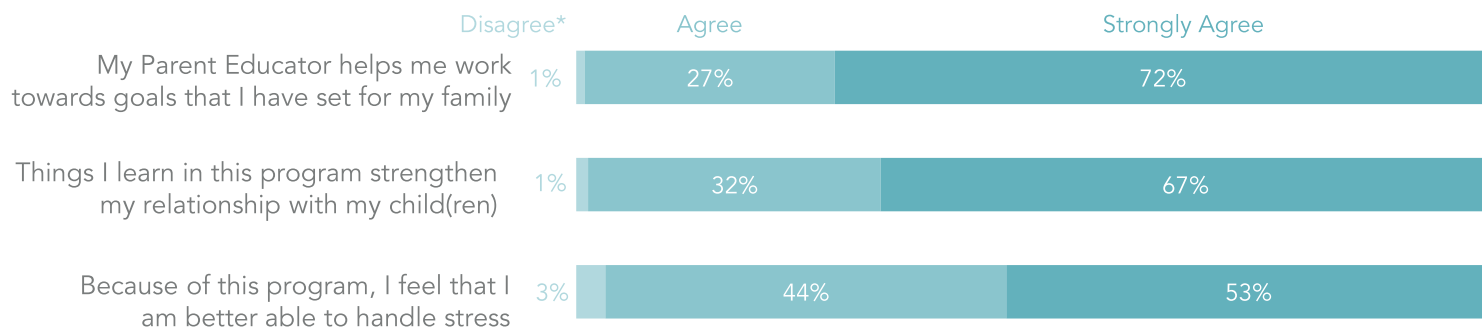
N=679

Parents and guardians report PAT changes the way they support their child(ren) and themselves. Participation in PAT increases participant understanding of their child's development, knowledge of positive parenting practices, and motivates guardians to try new parenting strategies. In addition, survey respondents report a strengthened relationship with their child, being better able to handle stress, and support from their Parent Educator in working towards goals they set for their family.

PARENT KNOWLEDGE AND PRACTICE



FAMILY GROWTH AND RELATIONSHIPS



*= the disagree category displayed combines families that selected "Disagree" or "Strongly Disagree"

It is clear current PAT participants value the PAT program and all it does for their families.

99% of survey respondents would recommend this program to a friend.

“I’m so thankful to be apart of the PAT program. I have learned so much about all different parts of raising a child and being the best parent I can to help him become an amazing person. I honestly don’t know where I’d be without the wonderful advice and experience from this program .”

- PAT Participant

PARENT SURVEY, cont.

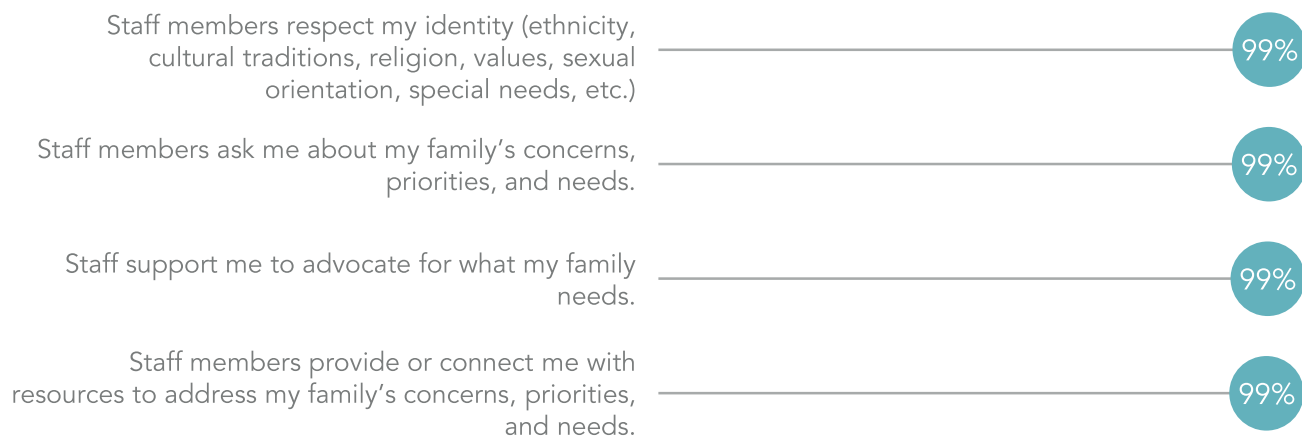
N=679

The PAT participant survey in 2022 included questions from the Standards of Quality for Family Strengthening & Support Participant Survey developed by the National Family Support Network. There were 17 multiple choice questions and one open-ended question meant to capture participant satisfaction and to gauge if the program is meeting the needs of those enrolled. The survey was revised in mid-2021 to include questions about parent empowerment and diversity, equity, and inclusion. For this section of the survey, participants responded to 17 items on a scale of "Strongly Disagree" to "Strongly Agree."

On the Standards of Quality for Family Strengthening & Support Participant Survey questions:

95% or more of parents and guardians agreed with **14 of the 17** statements about program quality and satisfaction.

PAT continues to meet families where they are. Overall, reviews of the PAT program remained remarkably positive. A few items highlighting PAT's strengths are as follows; the percentages reported represent those who selected "agree" or "strongly agree" on each item.



Nearly all PAT survey respondents gave glowing reviews of their experience in the program. Still, there were **three areas of growth identified across the state**. The lowest areas of agreement statewide were:



The PAT program offers opportunities for me to be involved in addressing community issues and priorities.



I have opportunities to build good relationships with other families through the PAT program.



I have opportunities to develop leadership skills to use in the community

PARENT SURVEY, cont.

The PAT Parent Survey was an anonymous survey in 2022 and responses cannot be linked to individual participants in the program. Some demographic questions were asked in order to capture characteristics of the survey respondents. These demographics can be used to ensure those taking the survey reflect the larger population served and that all participants are receiving equitable services and sharing similar experiences.

Number of Surveys
Completed: **679**

Percent of all PAT
Participants Surveyed: **48%**

CHILD RACE / ETHNICITY CATEGORIES SELECTED

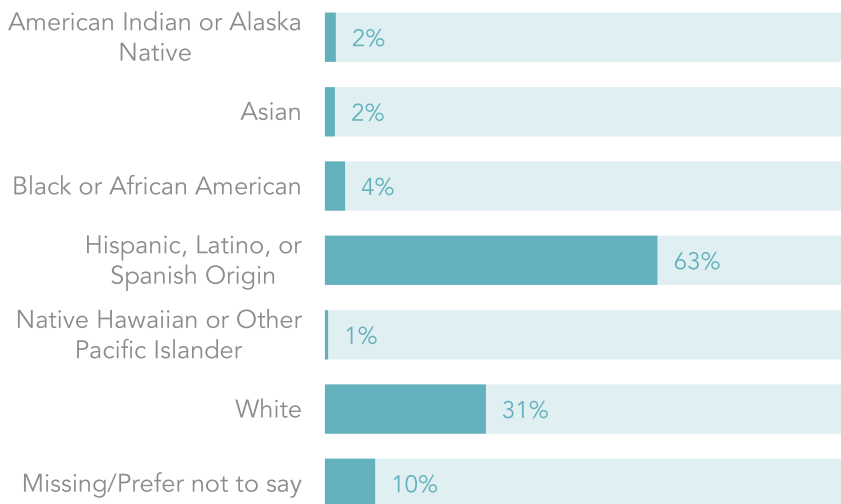
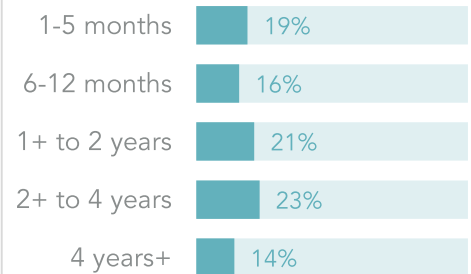
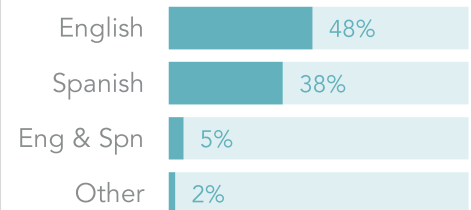


Chart total may add up to more than 100% as guardians were able to select multiple responses.

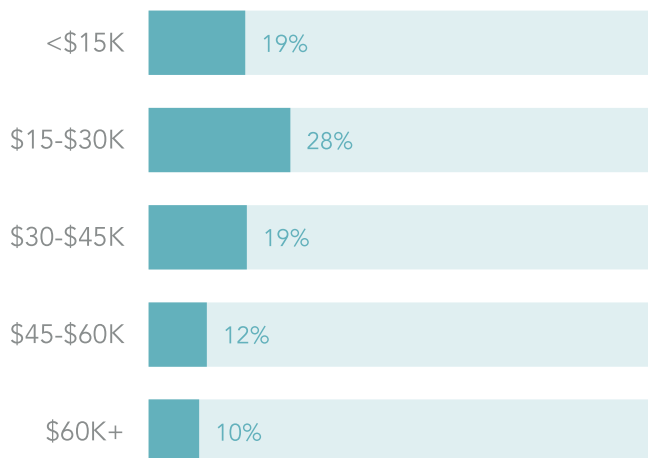
TIME ENROLLED



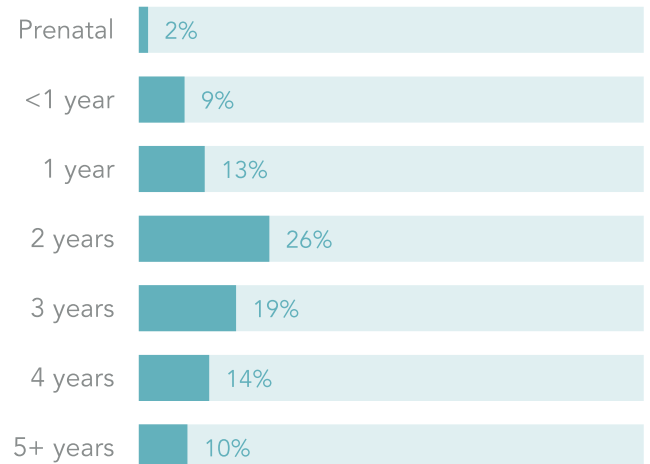
CHILD PRIMARY LANGUAGE



ANNUAL HOUSEHOLD INCOME



AGE OF OLDEST CHILD ENROLLED



Note: Chart totals may not equal 100% due to missing data.

PARENT-CHILD INTERACTIONS

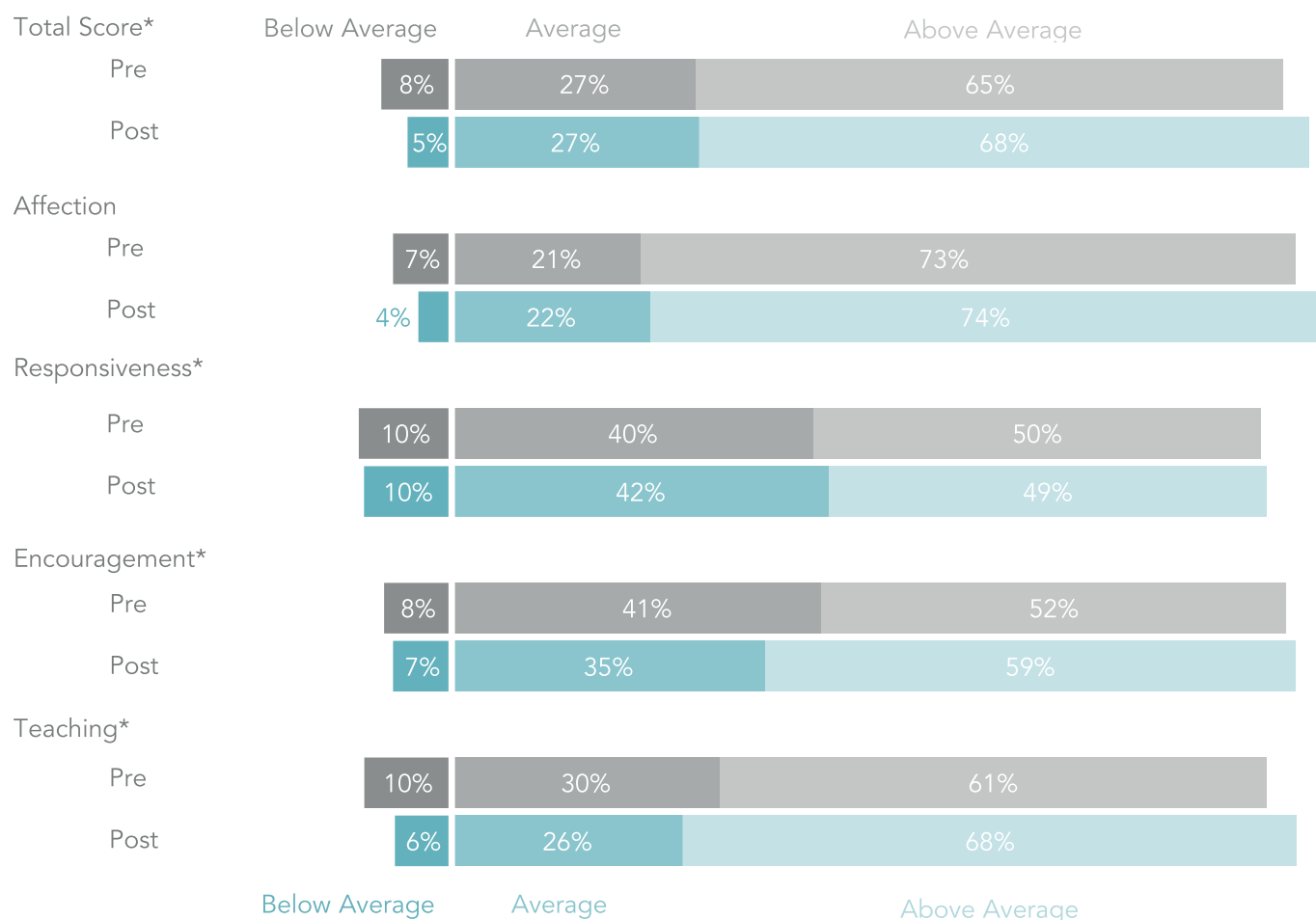
The PICCOLO (Parenting Interactions with Children: Checklist of Observations Linked to Outcomes) is a strengths-based measure of parenting interactions that predicts children's early social, cognitive, and language development.¹ The PICCOLO measures four domains: affection, responsiveness, encouragement, and teaching. Based on research with diverse, low-income samples, the measure developers identified proficiency cutoffs of below average, average, and above average, which are shown here.

The PICCOLO measures:

- **Affection:** Warmth, physical closeness, and positive expressions toward child
- **Responsiveness:** Responding to child's cues, emotions, words, interests, and behaviors
- **Encouragement:** Active support of exploration, effort, skills, initiative, curiosity, creativity, play
- **Teaching:** Shared conversation and play, cognitive stimulation, explanations and questions

PAT families complete a PICCOLO within three months of enrollment or a child turning 10 months of age and then again each fall. Results below include guardians observed at least twice over the course of their time in PAT and where the most recent observation was during the 2021-22 program year.

PARENT-CHILD INTERACTION QUALITY (N=536)



*= data statistically significant, $p < .05$

SCHOOL READINESS (BRACKEN)

The Bracken School Readiness Assessment (BSRA-3) is a validated school readiness assessment that measures preschool-aged children's skills in five areas: color recognition, letter recognition, numbers and counting, size comparisons, and shape recognition. The number of children able to complete the BSRA-3 this year remained far below that of pre-pandemic levels. While some program sites shifted back to in-person activities and completed school readiness assessments for the first time since 2019, other sites remained completely virtual and were unable to collect school readiness data.

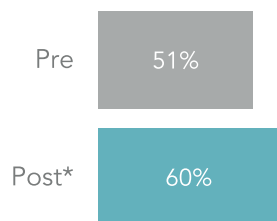
HOW TO INTERPRET RESULTS:

For children whose primary language is English, raw scores are used to calculate a percentile rank. This **percentile rank** allows caregivers to see what their child knows as compared to children of the same age. For example, if a child scores in the 30th percentile, he or she scored better than 30% of other same-aged children. An increase in percentile rank from pre-test to post-test would suggest children enrolled in PAT are learning faster than their same-aged peers that are not part of the program. Percentile ranks are also used to determine the child's **proficiency level** i.e. whether they are very delayed, delayed, average, advanced, or very advanced in school readiness.

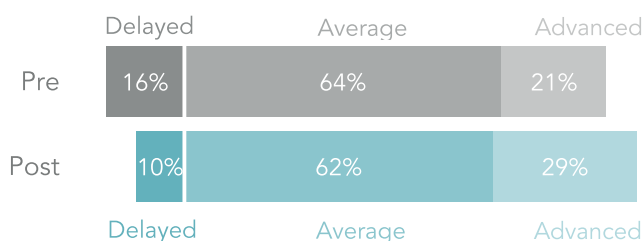
Regardless of a child's preferred language, subtest mastery scores still provide valuable information about school readiness. Each **subtest mastery** score indicates what percentage of questions were answered correctly in that particular subtest. For example, an 80 for 'colors' indicates that, on average, children named 80% of the colors correctly. Not all of the increase in knowledge can be attributed to participation in PAT, however, the gains remain impressive.

A total of 174 children had matched pre- and post-assessments. Of those, 115 completed the assessment in English and could be included in the percentile rank and proficiency level analyses.

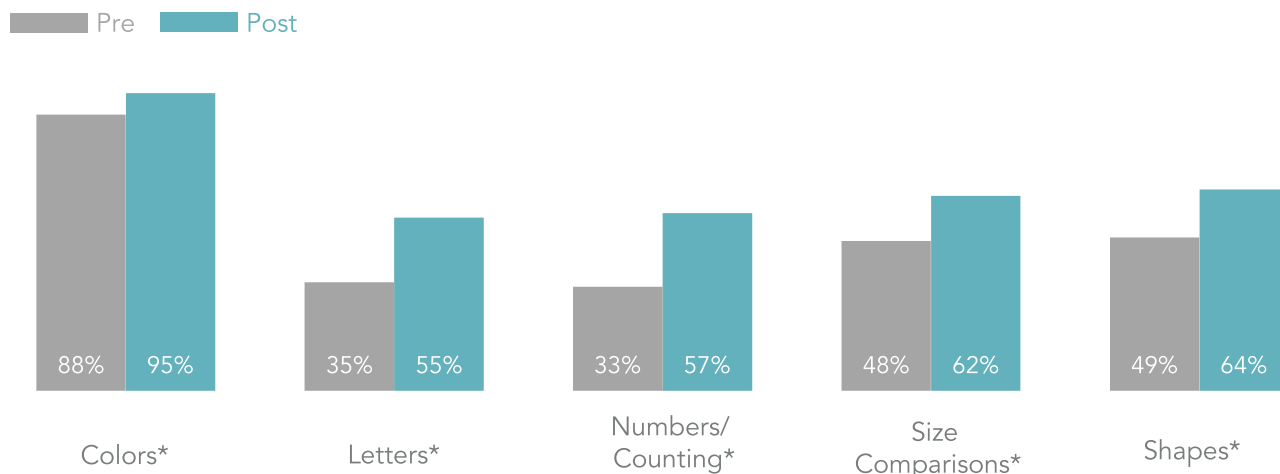
SCHOOL READINESS PERCENTILE RANKS (N=115)



SCHOOL READINESS PROFICIENCY LEVEL (N=115)



SUBTEST MASTERY LEVELS (N=174)



*= data statistically significant, $p < .05$